

Alpaca Association of Ireland

Fleece Testing 2024


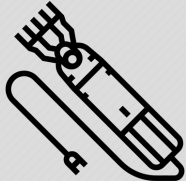
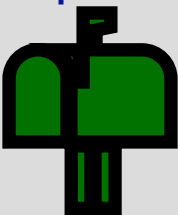


The Alpaca Association of Ireland offers an Alpaca fleece testing service to its members. The fleece testing service tests your alpaca fleece sample for many attributes that are useful for assessing fleece quality. Following testing, reports are provided delivering a detailed view of your alpaca's fleece sample.

The AAI testing service is provided by Art of Fibre. The cost of the testing is at a reduced rate for AAI members once the fleece test is ordered through the AAI and paid for through the AAI website.

An additional benefit of using the AAI service is that you will be provided with a more detailed report on each fleece sample to enable you to make informed breeding decisions to improve your herd's future fleece quality.

How to arrange your fleece test

Step	Details	Notes
Step 1 	Buy your fleece sample test	Buy from the AAI Website Pay on the AAI website to benefit from the reduced rate Price includes Art of Fibre reports and AAI reports.
Step 2 	Take the Alpaca fleece sample	We recommend this is done at Shearing time. Main sample must be taken from the upper mid side. Pack samples separately each in it's own paper bag or in an envelope (Do not seal bag)
Step 3 	Complete sample details and post to Art of Fibre	Include the following details on each sample bag / envelope <ol style="list-style-type: none"> 1) Farm name 2) Alpaca Name 3) Alpaca Number (AAI registry number or Eartag) 4) Contact details
Step 4	e-mail summary file to AAI	Complete the AAI Fleece testing excel file and e-mail to the AAI.



AAI and Art of Fibre Steps

AAI confirms with Art of Fibre the samples to be tested.

Art of Fibre performs the fleece testing

- Art of Fibre sends test results and reports to the AAI

AAI sends the reports to Members

- AAI will send you your reports by e-mail
- AAI will prepare the enhanced reports to be sent in a later e-mail

AAI Fleece Evolution Database

The AAI will retain a copy of the test results of the fleece sample and over the years will build a view of how the fleeces of the individual alpaca evolves. All of the fleece sample test results collected will be included in the AAI fleece evolution database to help build a picture of the national herd and enable the tracking of improvements and variations.

The AAI fleece testing service is only available to members who consent to inclusion of the copy of the test results in the AAI national database to contribute towards the improvement of the National Alpaca Herd.

Taking the Fleece Sample

In the past breeders have usually taken a single sample for testing each year. If you wish you can buy three separate tests to test the shoulder, mid side and rump areas to give you a more comprehensive view of the fleece attributes. If sending three samples from the same fleece please include the sample location type on the sample bag when sending the fleece details i.e. indicate if the sample is from the shoulder, mid side, or rump.

The sample must be taken from as close to the skin as possible and it is recommended to be around 5 cm / 2 inches wide (approx width of 3 fingers). Do not trim the ends of the fibres. It is a good idea to keep an extra sample in case the originals are not received by the Art of Fibre.

Postal Address

The postal address to send the fleece samples to is as follows:-

Art of Fibre,
Hoofdstraat 152,
6061CH Posterholt,
The Netherlands.

END OF DOCUMENT